

คู่มือการสอบ
EnglishScore



มหาวิทยาลัยนอร์ท-เชียงใหม่
NORTH-CHIANG MAI UNIVERSITY

NCU-TEGS

Testing Center

ศูนย์ทดสอบ NCU-TEGS

สำนักวิจัยและบริการวิชาการ
มหาวิทยาลัยนอร์ท-เชียงใหม่
โทรศัพท์ 0-53881-9856
โทรศัพท์มือถือ 098-867-1356
Line ID: ncutegs

Welcome to the Approved Partner Programme



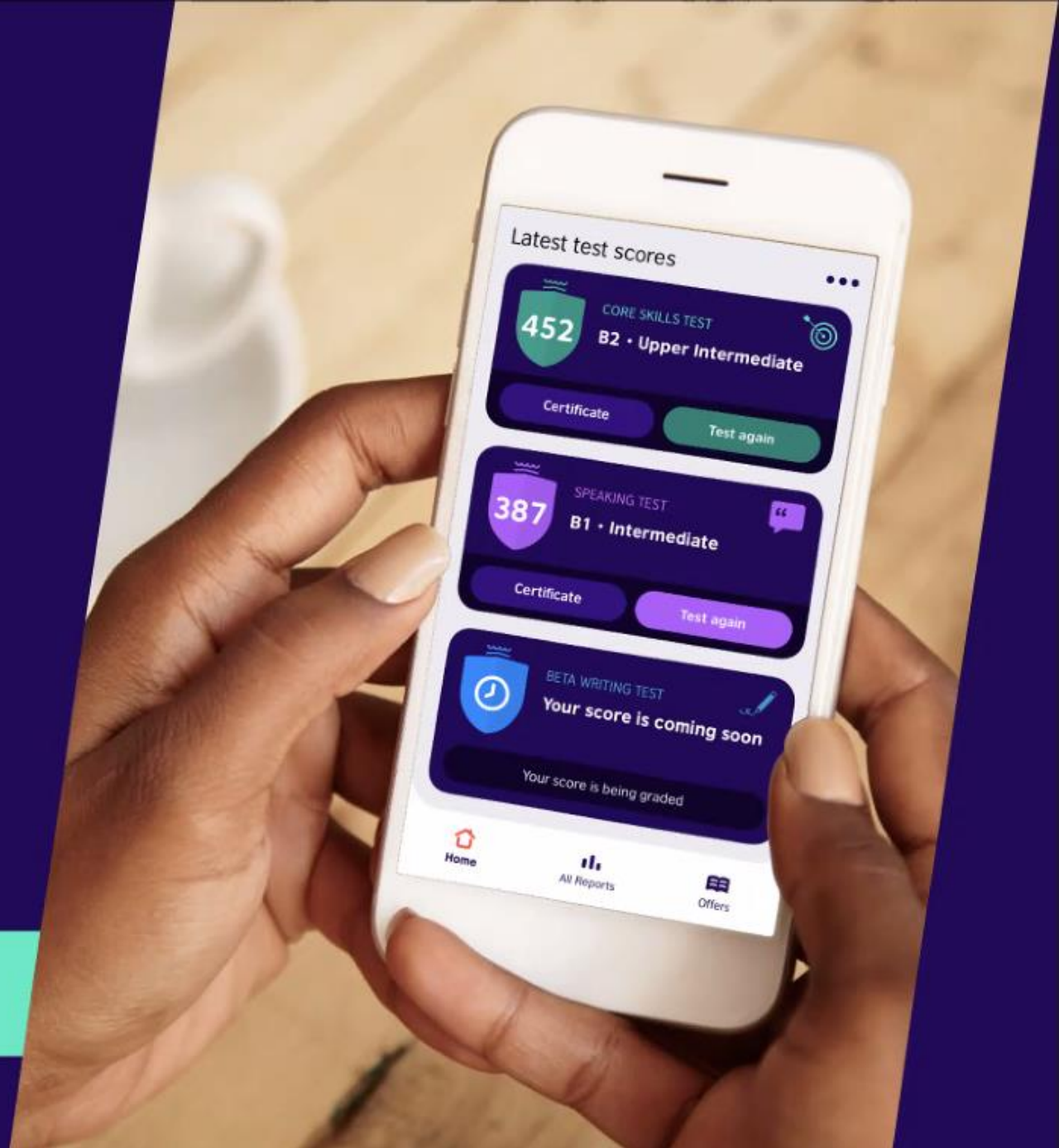
EnglishScore

Approved
Partner



มหาวิทยาลัยนอร์ท-เชียงใหม่
NORTH-CHIANG MAI UNIVERSITY

2023-2024





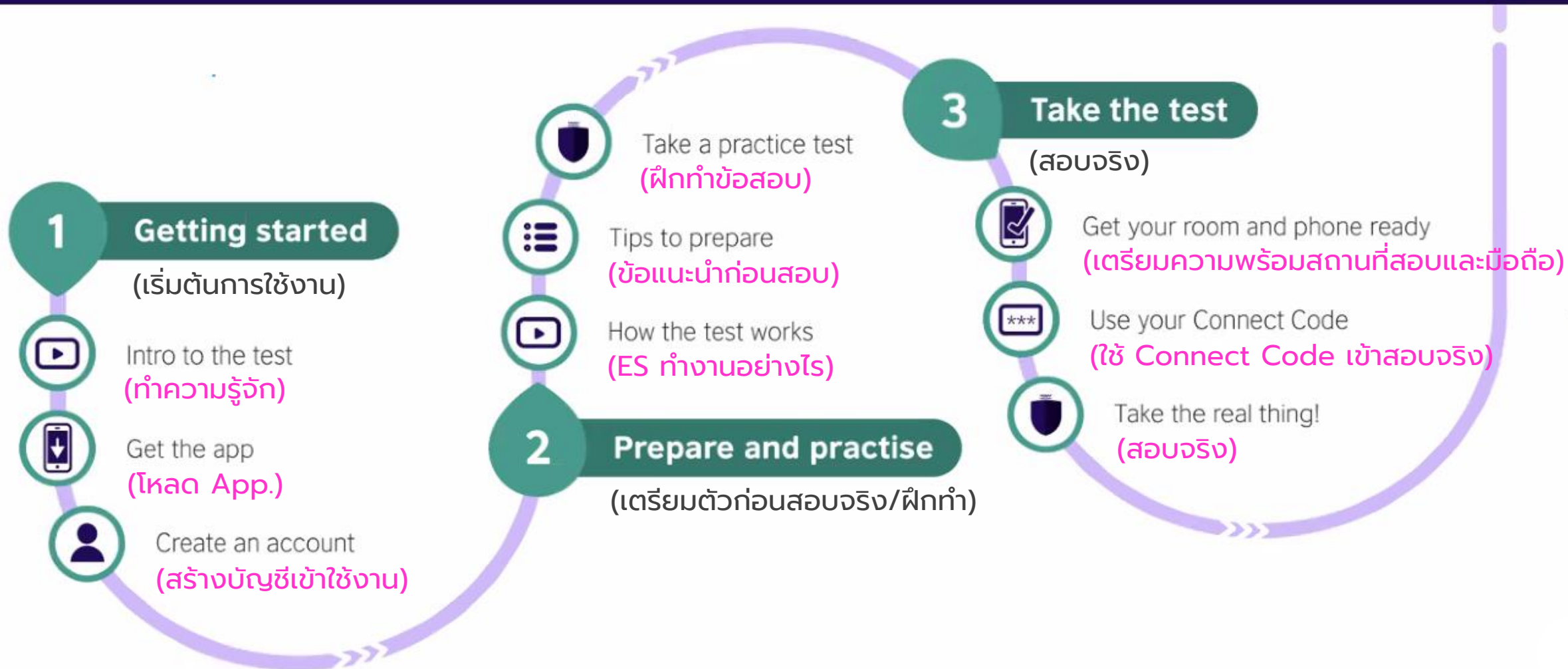
แนะนำขั้นตอนการสอบ

EnglishScore (ES)

by British Council

Taking EnglishScore is easy

(3 ขั้นตอนง่ายๆ)

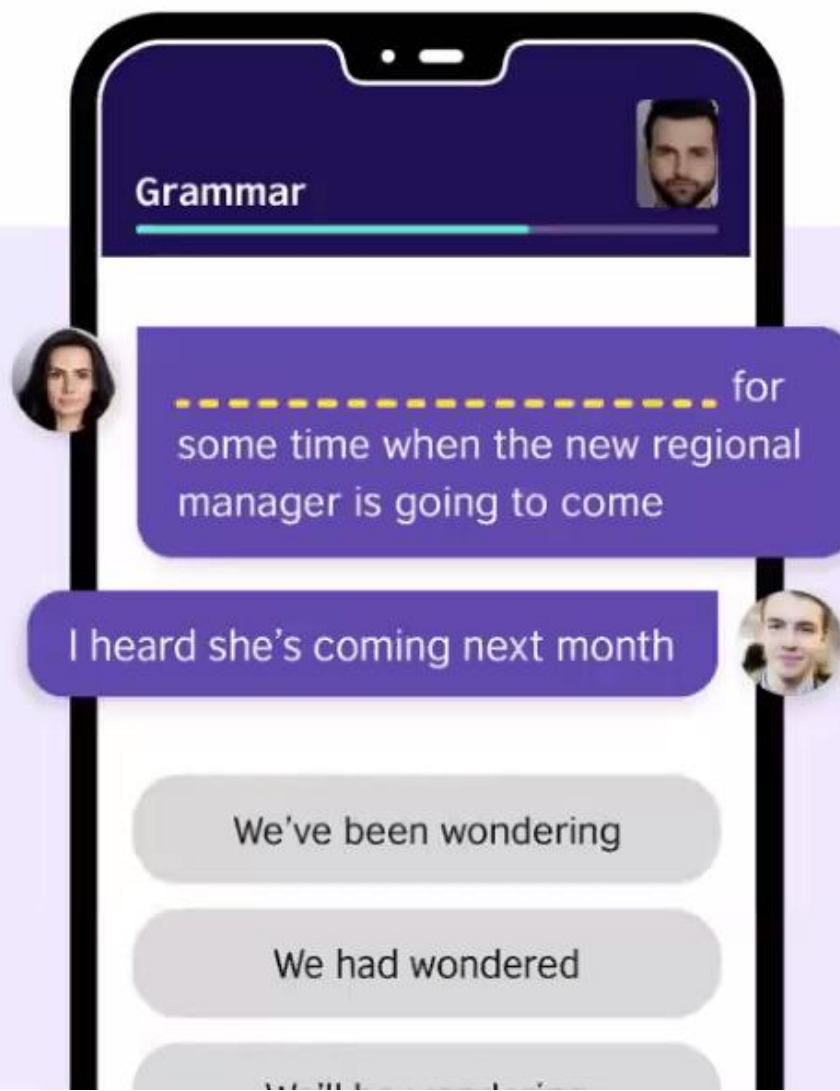


Download the EnglishScore app

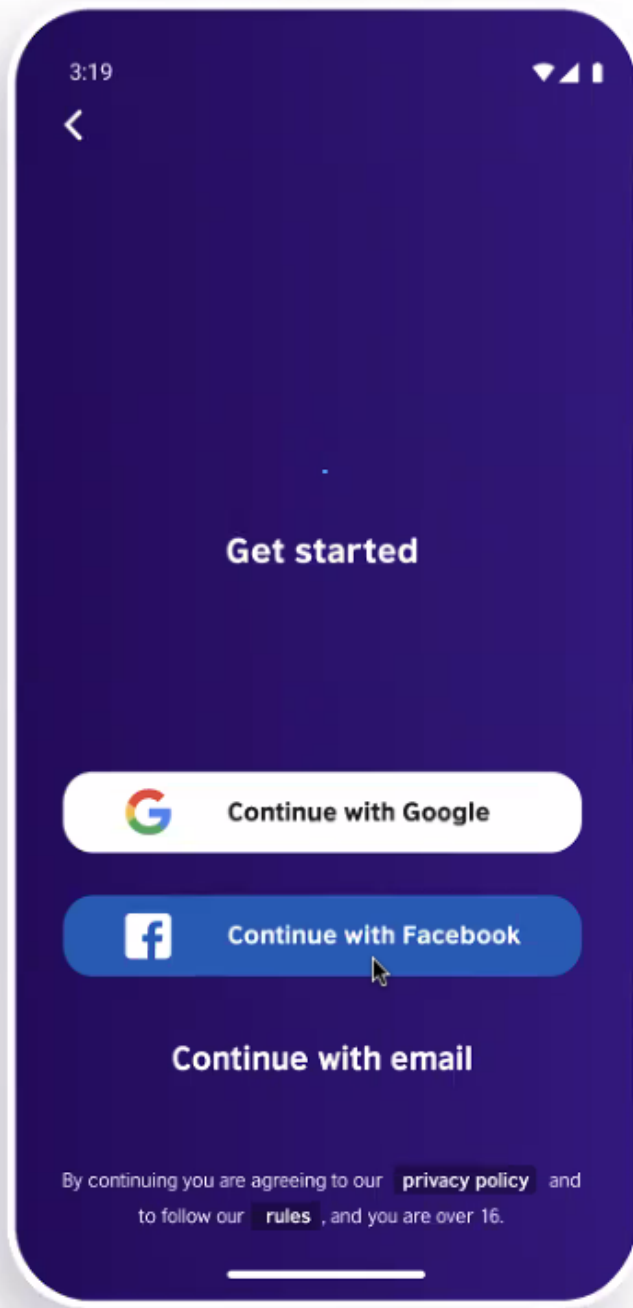
တၢ်ကလၢ App.



apple.co/3uYPg9R



bit.ly/escoregoogle



Create your account

(สร้างบัญชีเข้าใช้งาน)

Sign up using one of these methods:

- Google
- Facebook
- **Email* (university email)**
(ใช้อีเมล NCU เท่านั้น)

*Only email option available on iPhone

3:19

< Sign in to your account

Email address

enter your email address

Password

enter a password (8+ characters) ?

Sign up

Q W E R T Y U I O P

A S D F G H J K L

↑ Z X C V B N M ↵

123 space Go

😊 🎤

Create your account

If you are using email to sign up, enter your email address and create a **password**.

(ใส่อีเมล และ password)



Create your account

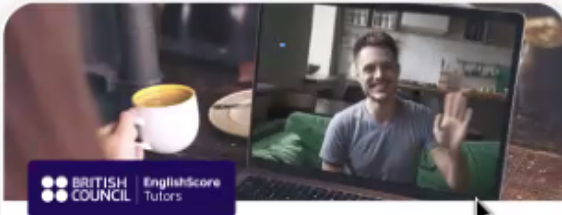
Complete your profile by answering this question.

(ตอบคำถามโดยให้คลิก 'I'm a student')

3:19



Complete the test to get this offer



EnglishScore Tutors

Get your own personal tutor, book by the hour, video conversation lessons.

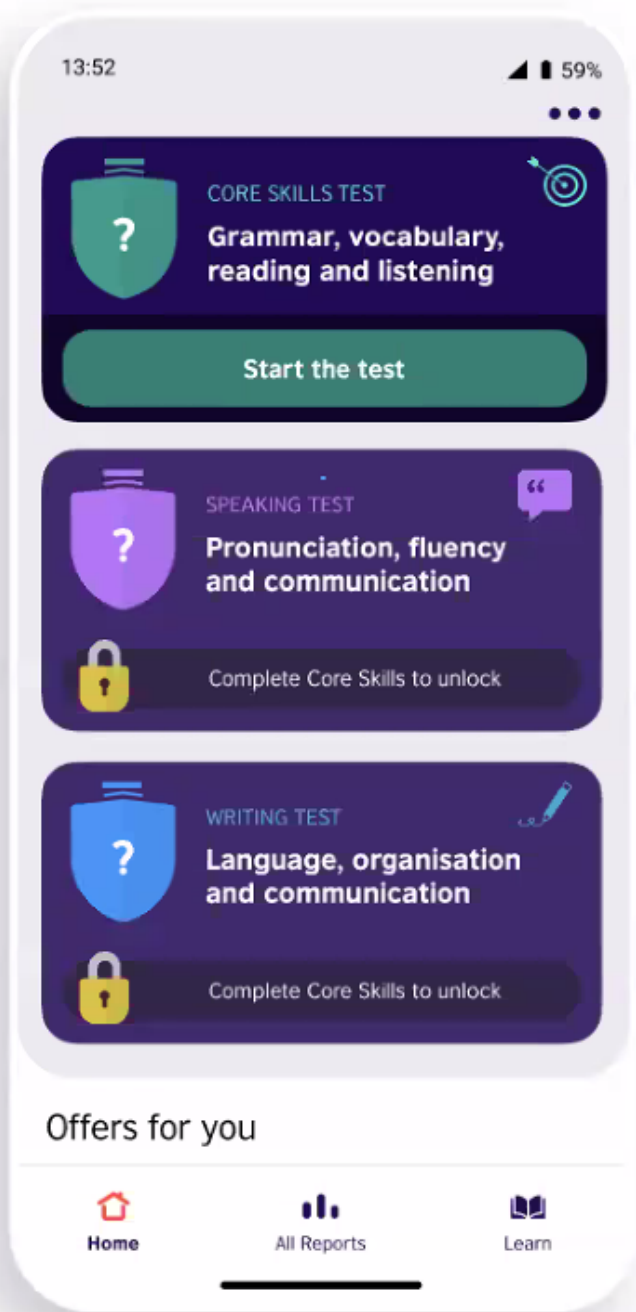
Get my \$1 trial

No thanks

Create your account

Click 'No thanks' on the offers section.

(ต้องการคนตัวให้หรือไม่ ให้คลิก 'No thanks')

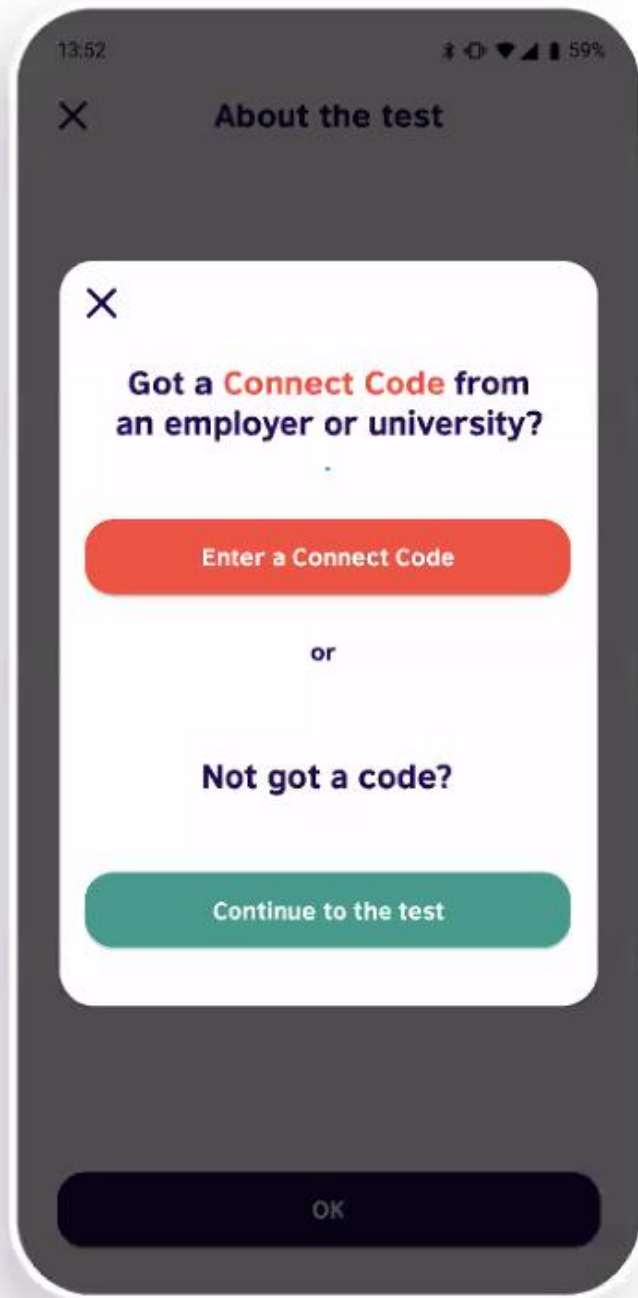


Get ready for the test

This is the homepage. Here you can start a test and see your scores.

Under Core Skills Tests, click '**Start the test**'.

(ให้เลือก Core Skills Test แล้วคลิก 'Start the test')



Get ready for the test

If you are on an Android phone, click **'Enter a Connect Code'**.

If you are on an iPhone, you will not enter your connect code later.

(ถ้าใช้มือถือ Android ให้คลิก 'Enter a Connect Code' แต่ถ้าใช้ iPhone ไม่ต้อง เพราะจะใส่ Connect Code ก่อนเริ่มสอบ)

The screenshot shows a mobile app interface with a white background and rounded corners. At the top, there is a status bar with the time '13:52' and battery level '59%'. Below the status bar is a close button (X). The main heading is 'Enter a Connect Code' in bold black text. Below this, there are three input fields: 'Connect Code' with a placeholder 'Enter your Connect Code', 'First name' with a placeholder 'Enter your first name', and 'Last name' with a placeholder 'Enter your first name'. Below the input fields is a large purple button labeled 'Apply Code'. At the bottom, there is a 'Cancel' button. A small note at the bottom reads: 'A Connect Code lets someone else view the result of your test. You don't need a code to take the test.'

13:52 59%

×

Enter a Connect Code

Connect Code

Enter your Connect Code

First name

Enter your first name

Last name

Enter your first name

Apply Code

A Connect Code lets someone else view the result of your test. You don't need a code to take the test.

Cancel

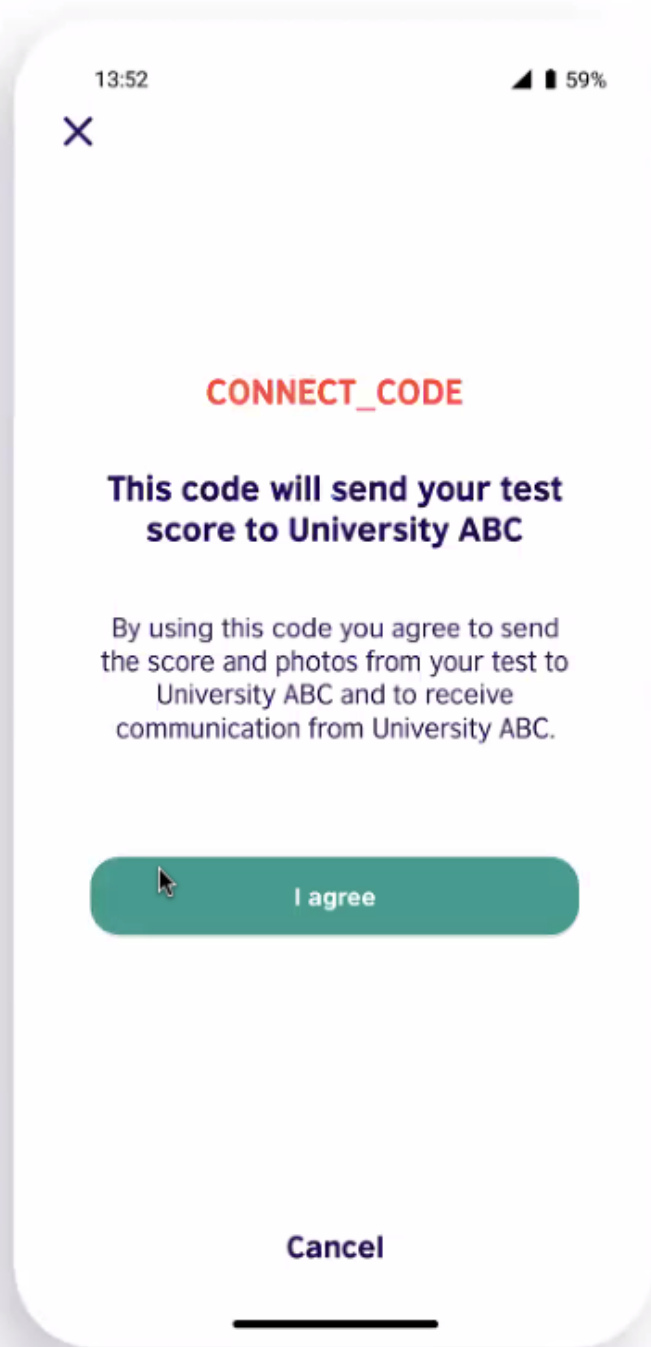
Get ready for the test

Enter your university's Connect Code, your first name and last name.

Click **'Apply Code'**.

Enter **'Student ID'**

(ใส่ Connect Code, ชื่อ นามสกุล คลิก 'Apply Code' แล้วใส่รหัสนักศึกษา)

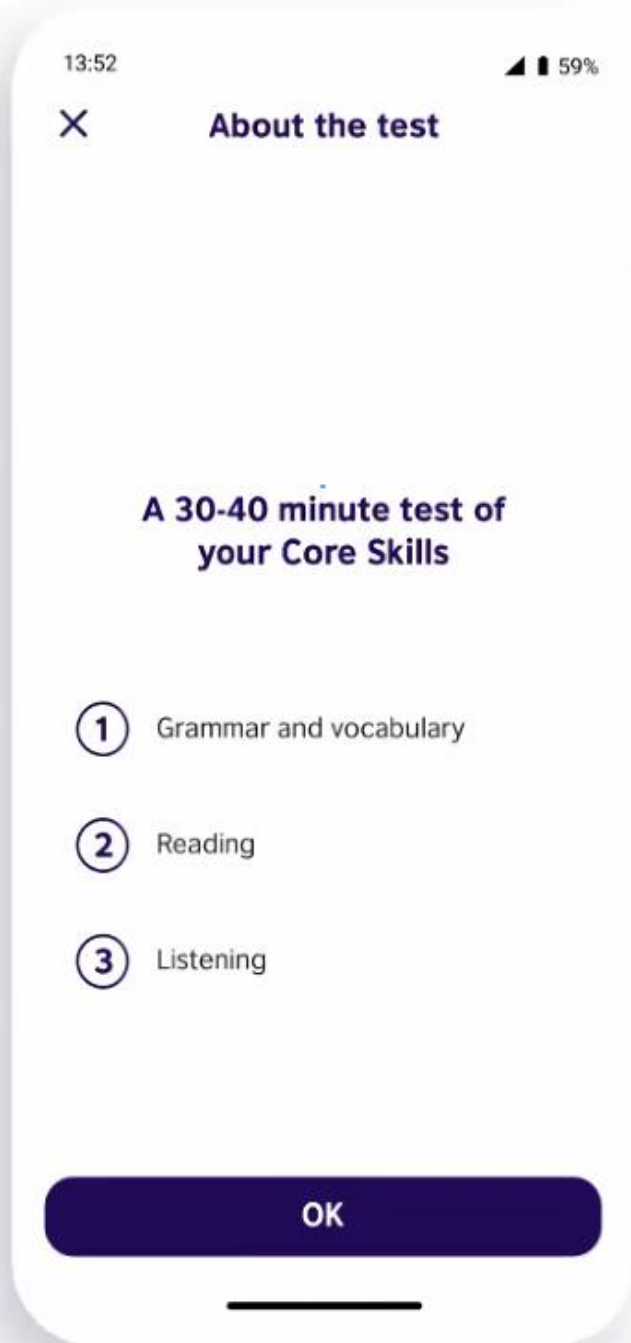


Get ready for the test

Click 'I agree' to confirm you agree to share your score and photos from your test with your university.

(คลิก 'I agree' เพื่อ Connect คะแนนและรูปถ่ายกับมหาวิทยาลัย เพื่อออก Certificate)

You will see this screen later if using an iPhone.



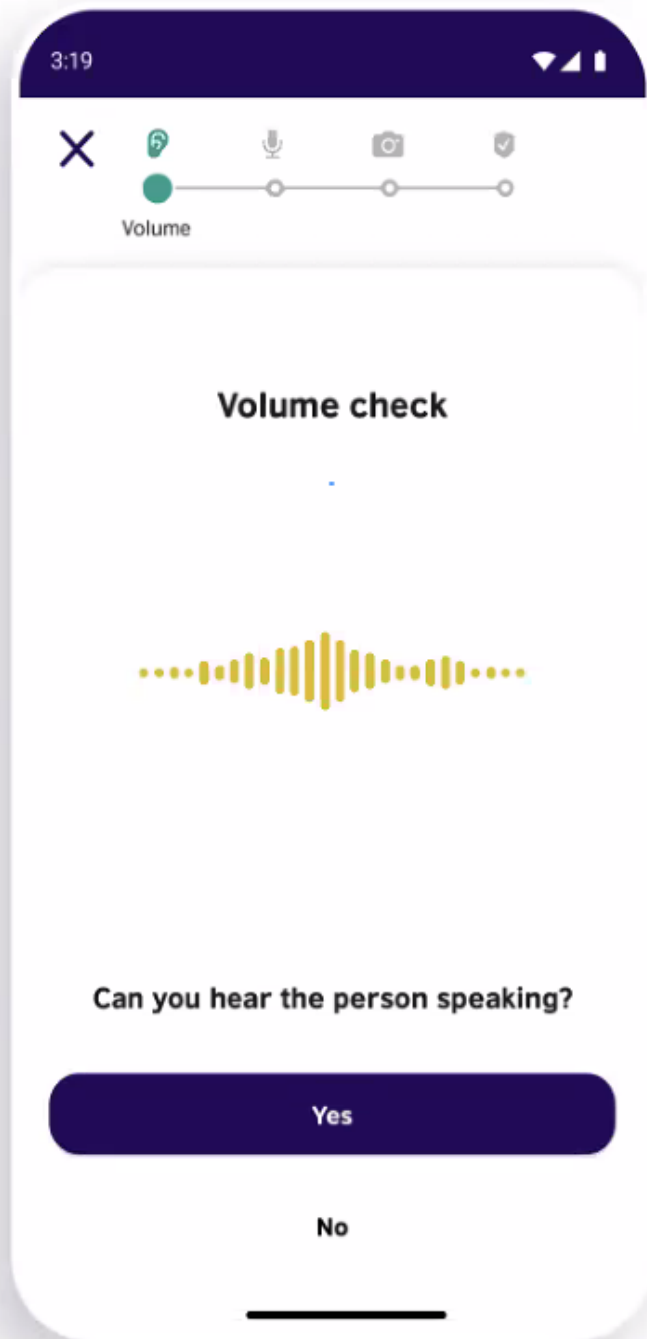
Get ready for the test

The Core Skills Test takes 30-40 minutes to complete and assesses:

1. Grammar and Vocabulary
2. Reading
3. Listening

Select 'Ok'.

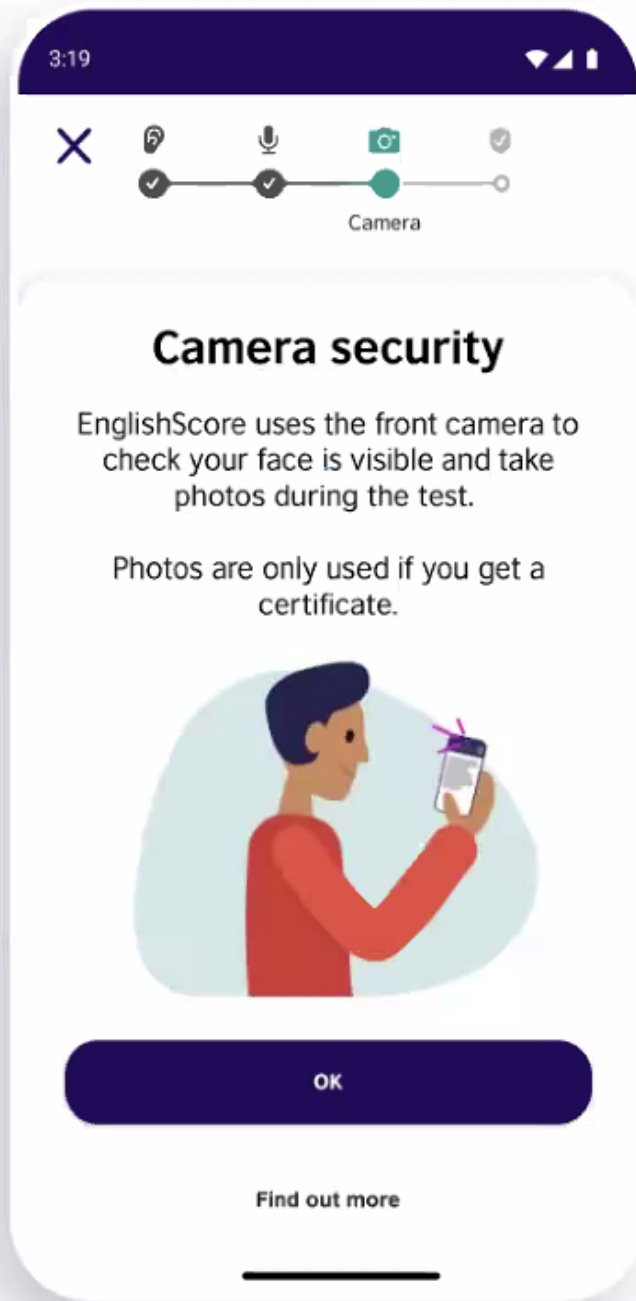
(ใช้เวลา 30-40 นาทีในการสอบ โดยทดสอบไวยากรณ์ คำศัพท์ การอ่าน และการฟัง แล้วคลิก 'OK')



Get ready for the test

Check your volume is adjusted correctly and that you can hear the person speaking, then click **'Yes'**.

(ตรวจสอบระบบเสียงเพื่อให้มั่นใจว่า ได้ยิน หากได้ยิน ให้คลิก 'Yes')

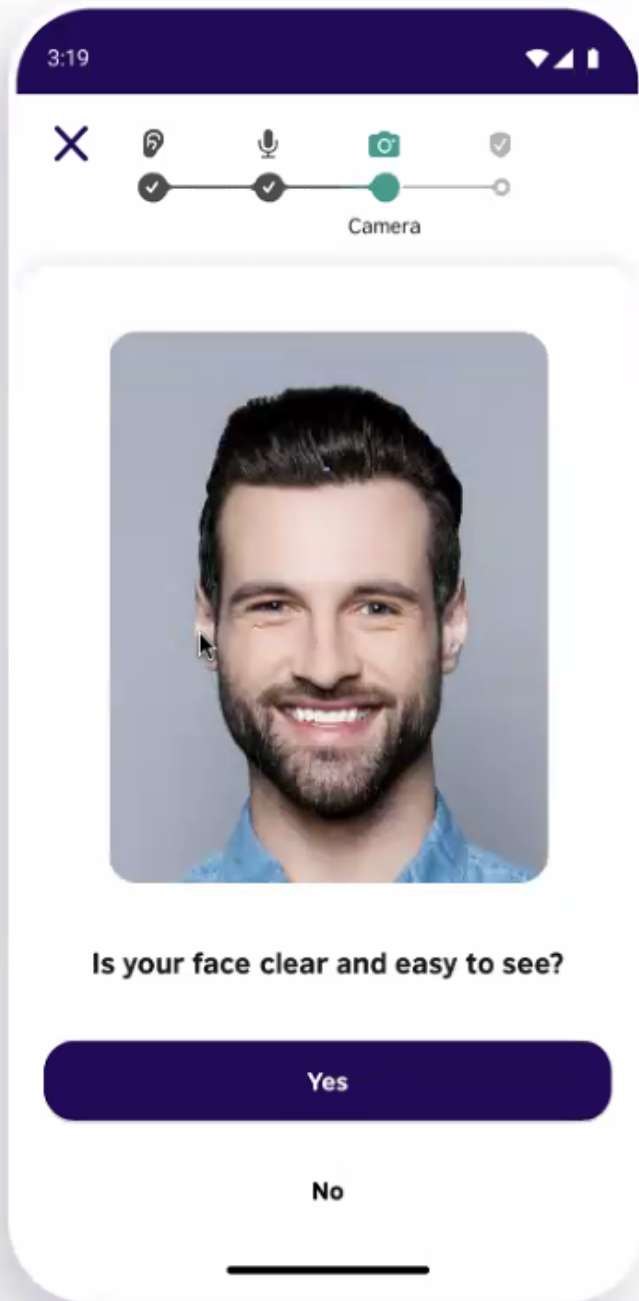


Get ready for the test

EnglishScore needs to access your front-facing camera.

Select 'Ok'.

(ระบบจำเป็นต้องจับภาพใบหน้าของผู้สอบ
ตลอดการสอบ และการถ่ายภาพใบหน้าเพื่อ
ออก Certificate ให้คลิก 'OK')

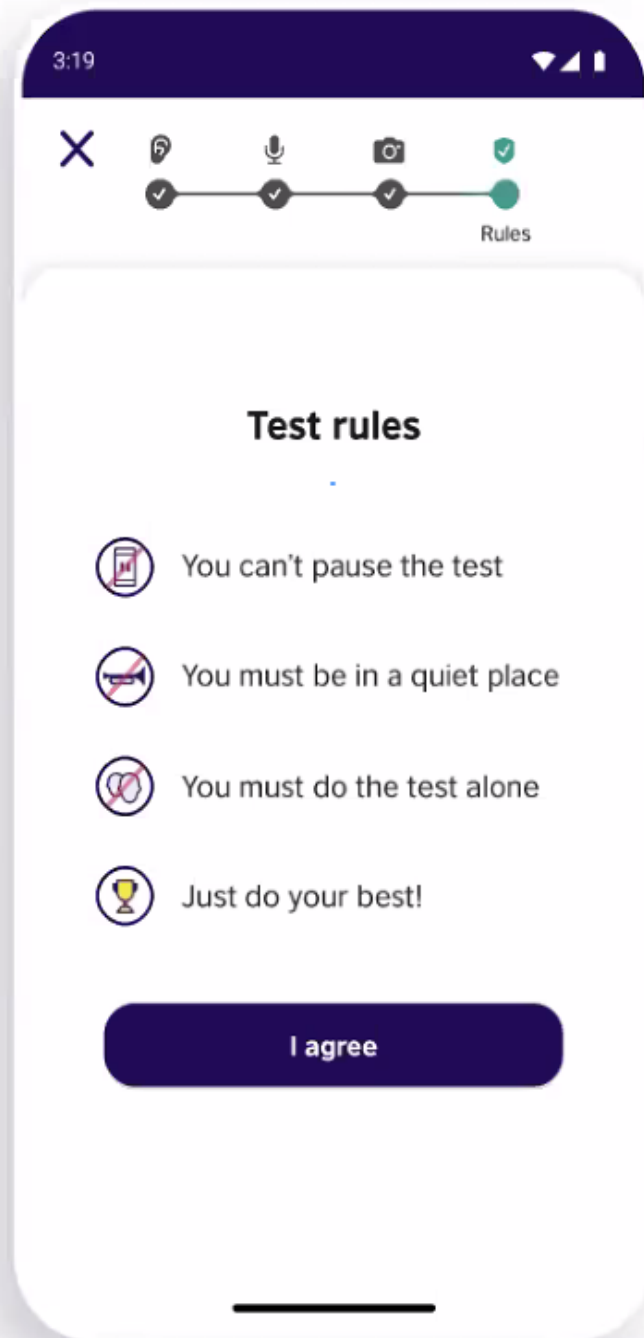


Get ready for the test

Take a selfie. Ensure your whole face is visible.

If you are happy with your photo and your whole face is clear and easy to see, select **'Yes'**.

(ตรวจสอบว่า เห็นใบหน้าชัดเจนหรือไม่ แล้วคลิก 'Yes')



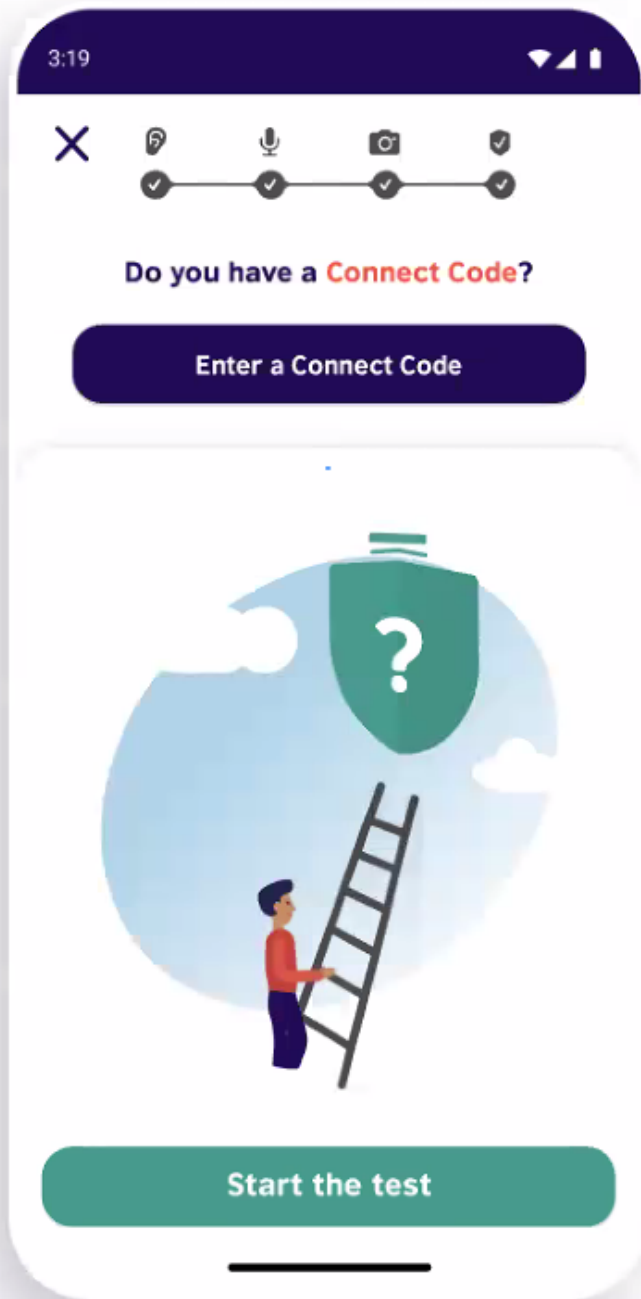
Get ready for the test

Confirm you agree to the test rules by selecting 'I agree'.

(ยืนยันว่า เห็นด้วยกับกฎการสอบ:

- หยุดการสอบไม่ได้ (ต้องต่อเนื่อง)
- อยู่ในที่เงียบ ไร้สิ่งรบกวน
- อยู่คนเดียว
- ทำได้ดีที่สุด

แล้วคลิก 'I agree')



Take the Core Skills Test

If you are using an iPhone, click **'Enter a Connect Code'** and follow the steps shown earlier.

If you are using an Android phone, click **'Start the test'**.

(ถ้าใช้มือถือ iPhone ให้คลิก 'Enter a Connect Code' แล้วทำตามขั้นตอนที่ได้อธิบายก่อนหน้านี้ แต่ถ้าใช้ Android ให้คลิก 'Start the test')

Test Formats: Core Skills

(ทักษะหลักที่ต้องสอบ ใช้เวลา 30-40 นาที ได้แก่ ไวยากรณ์ คำศัพท์ การอ่าน และการฟัง)

Part 1	Part 2	Part 3
Grammar and Vocabulary	Reading Comprehension	Listening Comprehension
48 x multiple choice questions	12 x multiple choice questions	12 x multiple choice questions
<ul style="list-style-type: none">• Complete the text• Complete the conversation	<ul style="list-style-type: none">• Complete the text• Put the sentences in the correct order• Choose the best heading• Answer three questions	<ul style="list-style-type: none">• Listen & answer

30 - 40 minutes

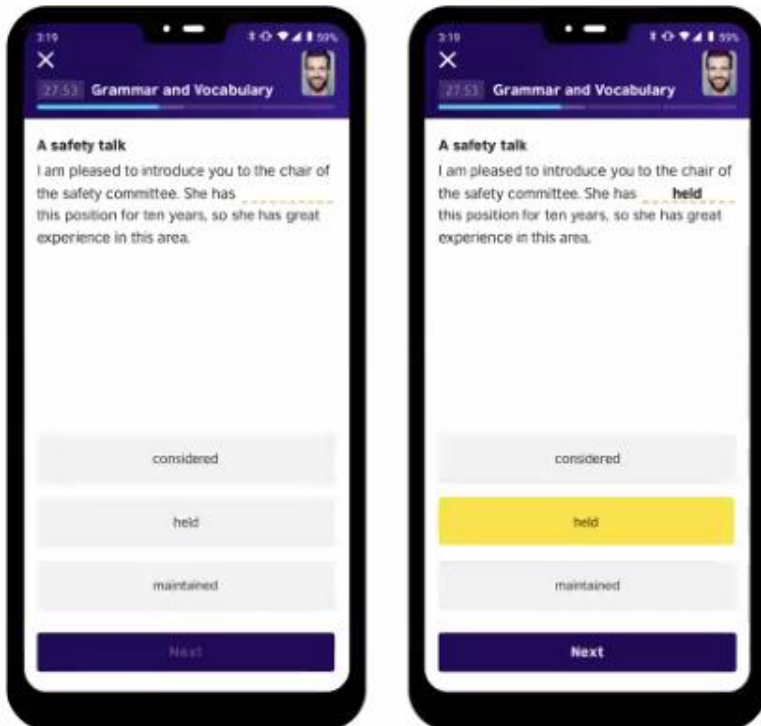
Part 1: Grammar & Vocabulary (48 Qs)

1

Complete the text

Choose the correct word to fill the gap.

Select the correct answer from the three options.



(ตัวอย่างข้อสอบ: ทำประโยคให้สมบูรณ์)

After a party

I had _____ much fun at your party last night.

Choose the correct word to complete the text.

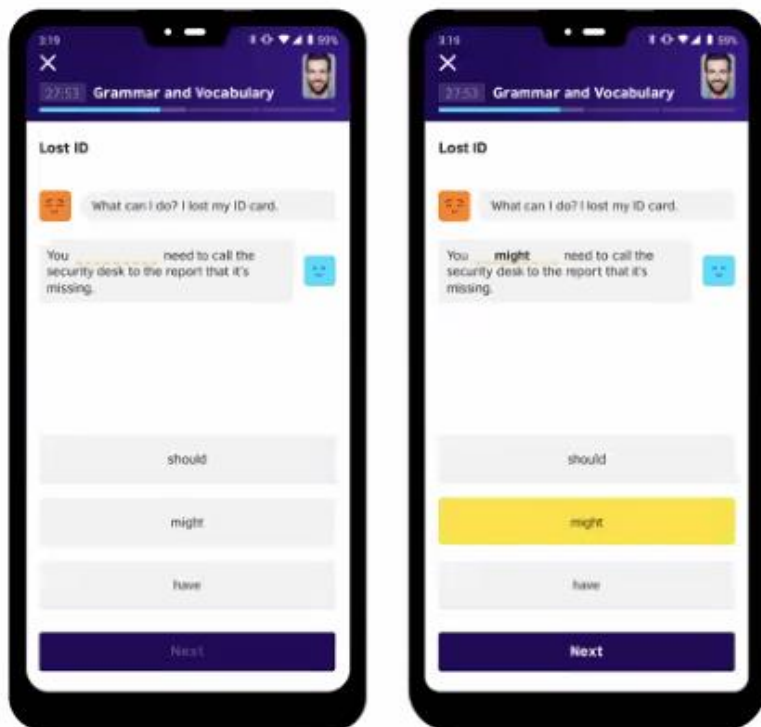
A. so B. such C. too

Part 1: Grammar & Vocabulary (48 Qs)

2

Complete the conversation

Choose the correct word to fill the gap in the conversation. Select the correct answer from the three options.



(ตัวอย่างข้อสอบ: ทำบทสนทนาให้สมบูรณ์)

Help with a project



Thank you so much! If you _____ me, I wouldn't have finished the project in time.

It's OK. Don't mention it. 😊

Choose the correct word to complete the conversation.

- A. wouldn't help
- B. hadn't helped
- C. wouldn't have helped

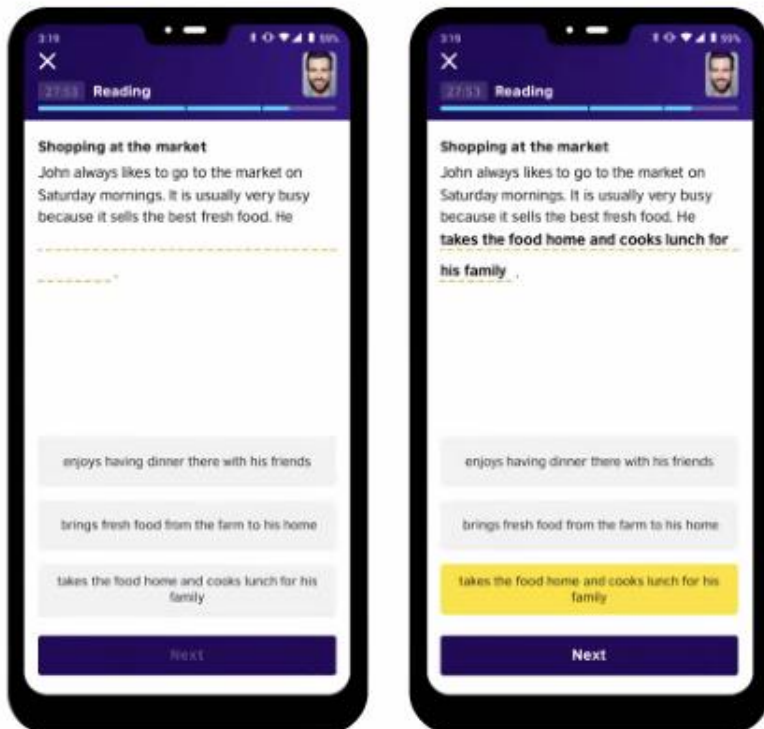
Part 2: Reading (12 Qs)

1

Complete the text

Choose the correct words to fill the gap.
Select the correct answer from the three options.

(ตัวอย่างข้อสอบ: ทำประโยคให้สมบูรณ์)



Travelling home

I'm really sorry, but the last train left ten minutes ago. _____, or I can help you call a taxi if that's easier.

Choose the best words to complete the text.

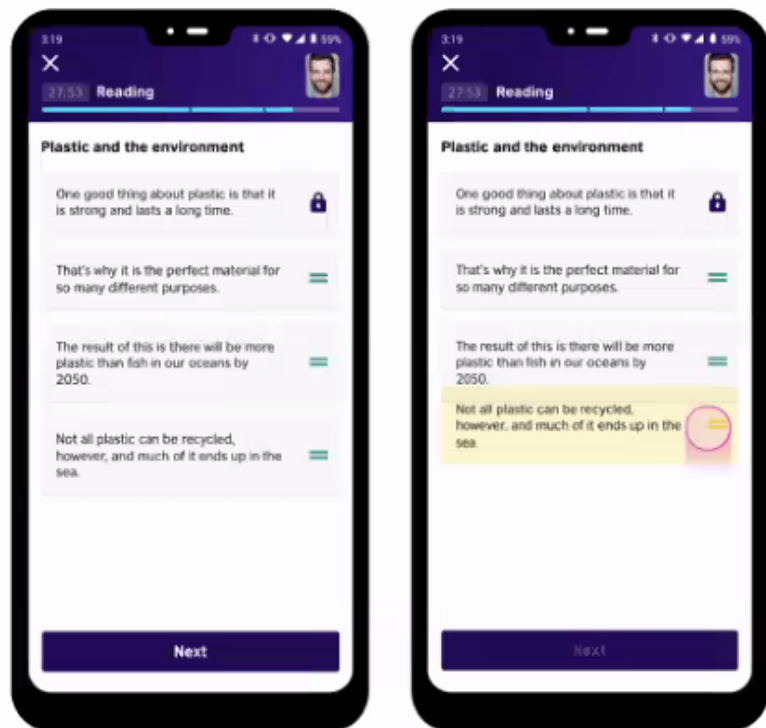
- A. There is a bus you can take
- B. The next train is in thirty minutes
- C. The station will close soon

Part 2: Reading (12 Qs)

2

Put the sentences in the correct order

Drag the three pieces of text into the correct order. The top piece is locked in the correct place.



(ตัวอย่างข้อสอบ: เรียงลำดับประโยคให้สมบูรณ์)

Plastic in the environment

- 🔒 One good thing about plastic is that it is strong and lasts a long time.
- A. The result of this is there will be more plastic than fish in our oceans by 2050.
- B. Not all plastic can be recycled, however, and much of it ends up in the sea.
- C. That's why it is the perfect material for so many different purposes.

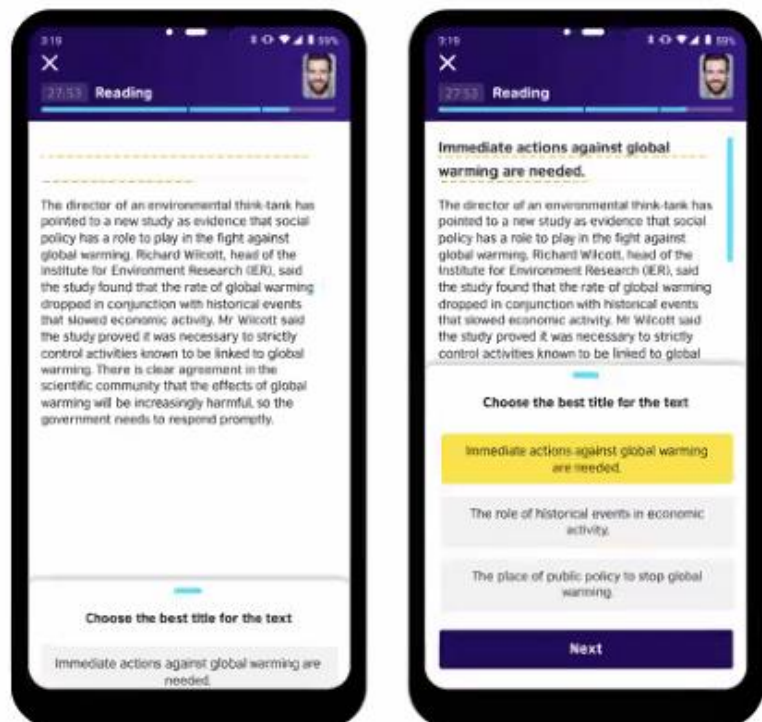
Put the sentences in the correct order to complete the text.

Part 2: Reading (12 Qs)

3

Choose the best heading

Read the long text. Choose the best heading for the text from the three options.



Advertising has always played a critical role in companies' success. Interesting ads can attract new consumers, while badly designed ads may evoke negative reactions. The biggest problem that companies face is that it's very hard to determine whether an ad will be successful or not. While big corporations in particular may employ thousands of experts, they still find themselves wasting millions on ads that do not have the intended effect. Recent technological developments have focused on fixing this problem. Software that tracks eye movement and machines that can track viewers' emotional responses are increasingly being used to test new adverts. Will this transform the advertising world? Only time will tell.

Choose the best heading for the text.

A. Using technology in advertising is not cost-effective

B. The role of advertising throughout history

C. Improving the efficacy of advertising

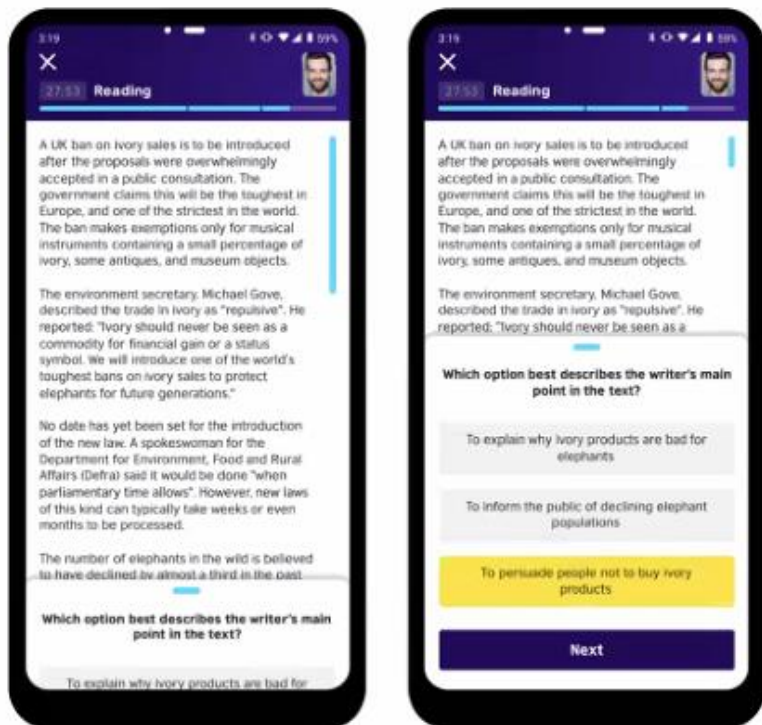
(ตัวอย่างข้อสอบ:
เลือกหัวข้อที่ดี
ที่สุดของบทความ
ที่ให้มา)

Part 2: Reading (12 Qs)

4

Answer three questions

Read the long text. Read the question and select the correct answer from the three options. You will be asked two more questions about the text.



Email from client

Dear Wārdé

I have just returned from observing the three-day sales training course in Islamabad, Pakistan, and I would like to provide some feedback regarding the event.

Firstly, please extend my congratulations to your course management team for the choice of venue. The auditorium was not only roomy and airy but also equipped with state-of-the-art facilities, which is exactly what I had in mind when we booked this course. My delegates travelling from other cities were particularly pleased that their hotel rooms were in the same building as the conference rooms. Their feedback on the amenities was extremely positive as well, though I did receive a couple critical comments regarding the catering selection. Not your fault, though!

The trainer was fantastic. I knew it was a smart choice not to go with the first sales trainer you recommended – I'm sure he's excellent at his job, but I don't think he would've been able to build rapport with my team as quickly as Elspeth did. I especially appreciated the team-building activities. Those can frequently be quite stale, but Elspeth's friendly behaviour and humour made them a delight.

Overall, I think the first course was a smashing success, and I look forward to the next course in a month's time. I do hope we don't encounter any delays with shipping the materials for the cost this time. I know there were some issues with the post office, but perhaps you could dispatch everything a week earlier for the next workshop?

I look forward to your response.

Kind regards
Jenna Noble, Sales Director

Answer three questions about the text.

1. What does the email say about the training course venue?

- A. The lecture hall was spacious
- B. The food options were well received
- C. The course equipment was antiquated

(ตัวอย่างข้อสอบ:
อ่านบทความ แล้ว
ตอบ 3 คำถาม)

2. What best describes Jenna's attitude regarding the instructor?

- A. Relieved
- B. Amused
- C. Validated

3. What is the style of this email?

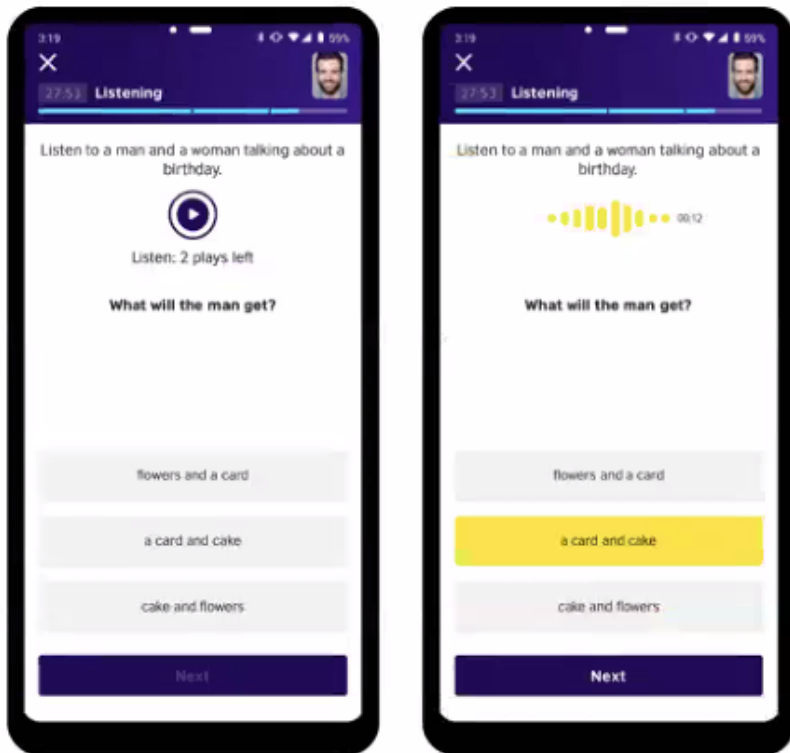
- A. Formal and inquisitive
- B. Constructive and encouraging
- C. Judgemental and meticulous

Part 3: Listening (12 Qs)

1

Listen and answer

Listen to the audio – you can listen twice. Read the question and select the correct answer from the three options.



(ตัวอย่างข้อสอบ: ฟังแล้วตอบคำถาม)

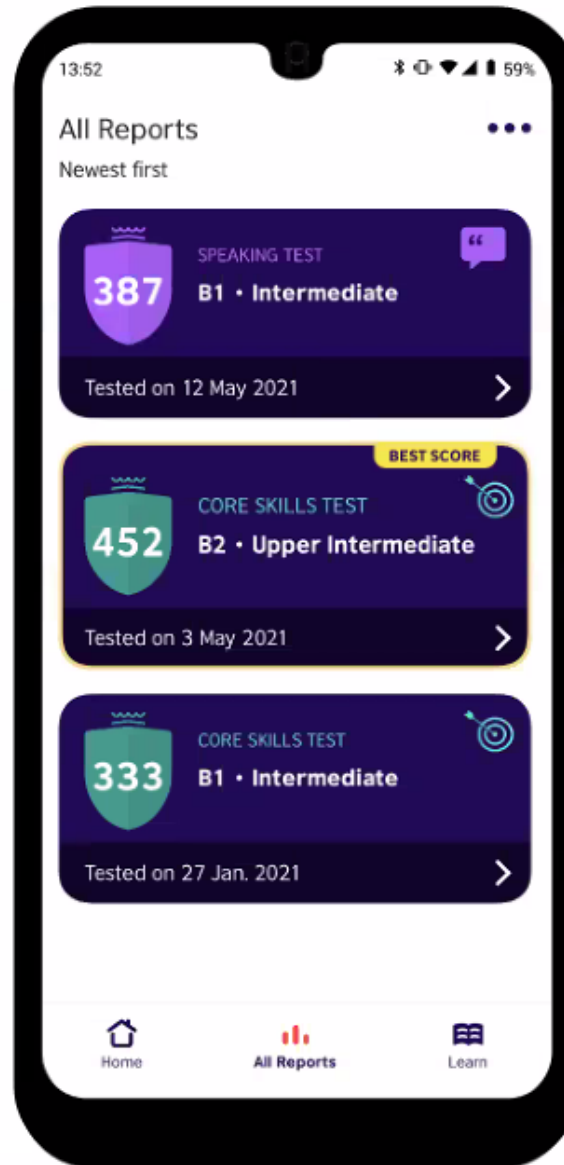
Listen to a manager talking about changes in a coffee shop.

Listen to the audio

What does the woman say is staying the same?

- A. The food options**
- B. The opening hours**
- C. The payment methods**

การแสดงผลคะแนน และการออก Certificate




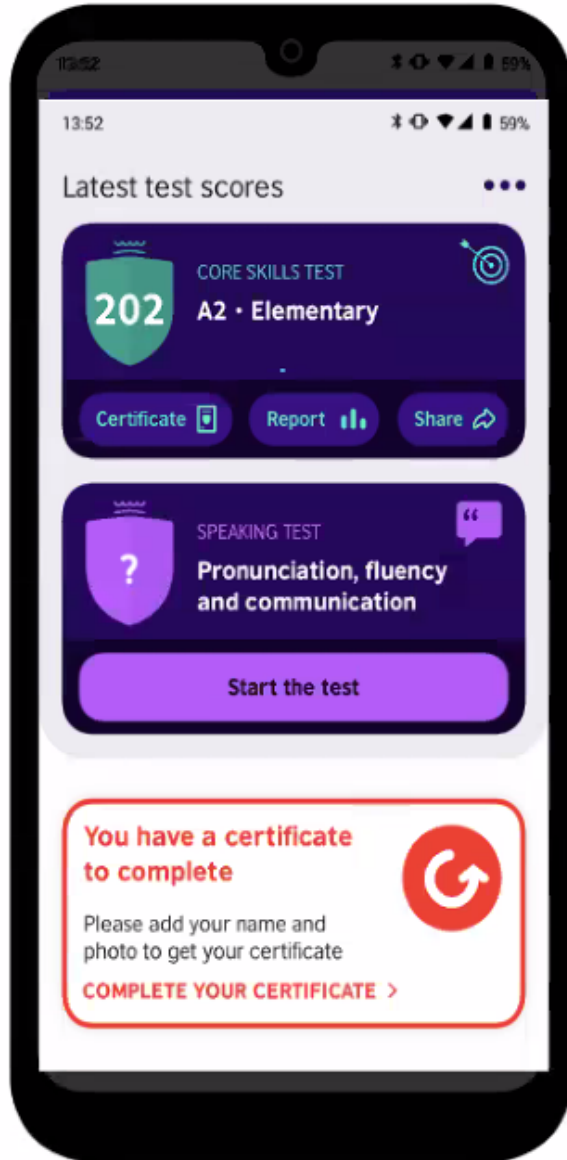
แสดงผลคะแนนแต่ละครั้ง
และคะแนนสูงสุดที่ทำได้

ผู้สอบจะได้รับอีเมล เมื่อสามารถ
ออก Certificate ได้

- ใส่ชื่อ นามสกุล ภาษาอังกฤษ
- ถ่ายรูปเพื่อออก Certificate

Test-takers receive **email**
when a certificate is
available in the
EnglishScore app.

- enter their **name**
- take a **photo** that will
appear on their
certificate.



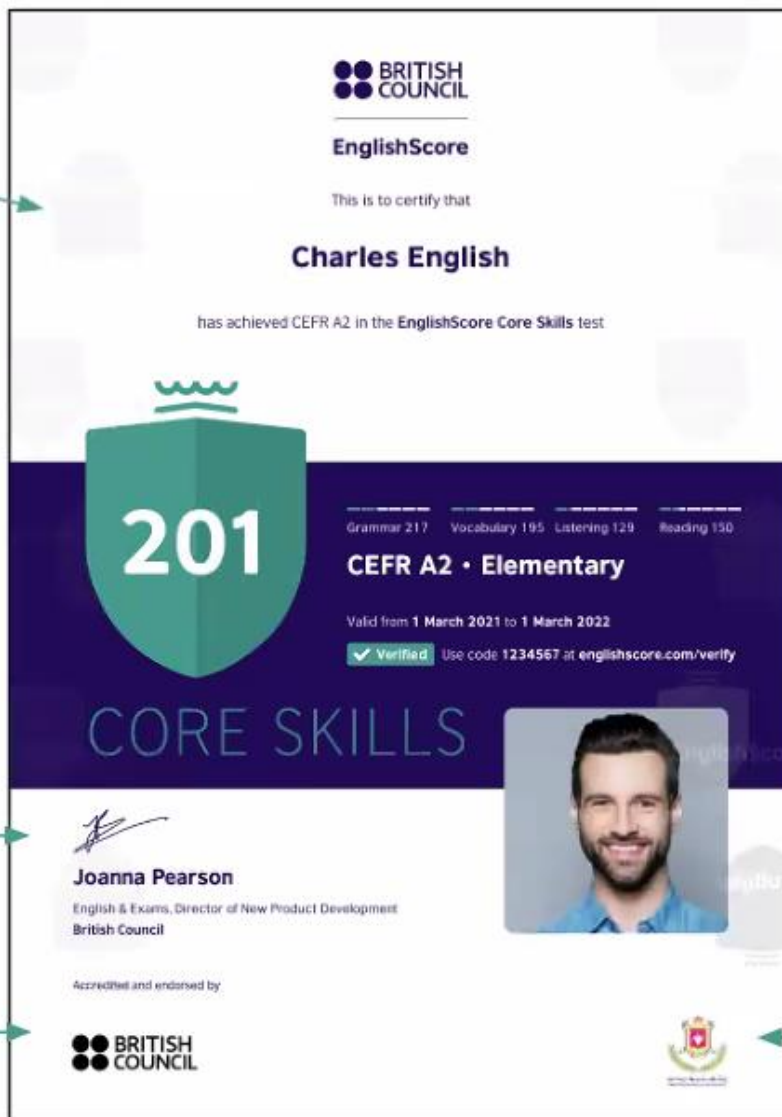
A secure and trusted certificate...

การออก
Certificate

Watermarked

British Council
signatory

British Council
accredited



Verifying the certificate holder

These images were taken at random intervals during the user's test session.



For further verification of this certificate holder, please visit englishscore.com/verify and enter this certificate's unique code 1234567

Understanding the EnglishScore



At this CEFR level you:

- Can understand enough to be able to meet needs of a concrete type provided speech is clearly and slowly articulated.
- Can understand phrases and expressions related to areas of most immediate priority (e.g. very basic personal and family information, shopping, local geography, employment), provided speech is clearly and slowly articulated.
- Can understand short, simple texts on familiar matters of a concrete type which consist of high frequency everyday or job-related language.
- Can understand short, simple texts containing the highest frequency vocabulary, including a proportion of shared international vocabulary items.

*These charts cannot be used to approximate a specific IELTS score for a candidate's score of 201 or vice versa.

Photos captured
randomly
throughout test

Unique
certificate ID

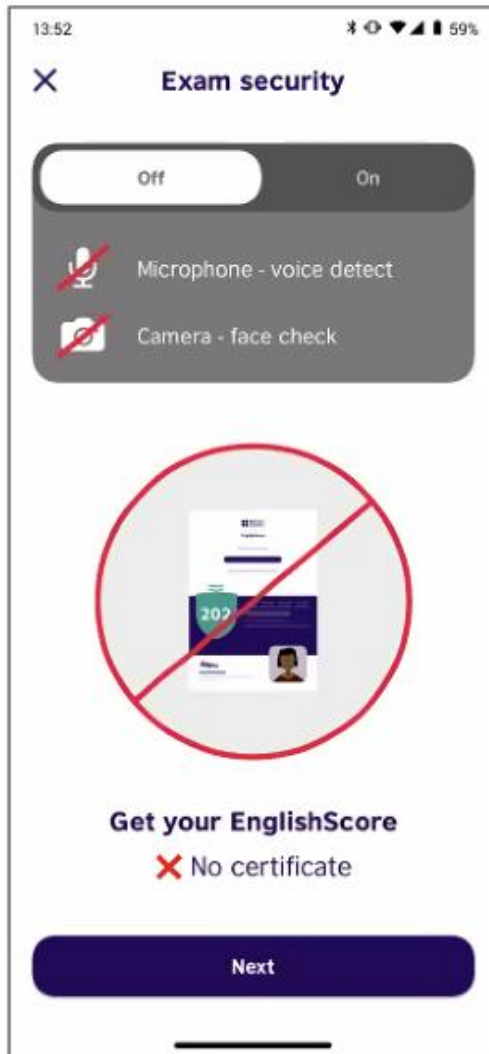
Co-branded
with university
logo

Practice Mode VS Exam Mode

(ข้อแตกต่างระหว่าง Practice Mode กับ Exam Mode)

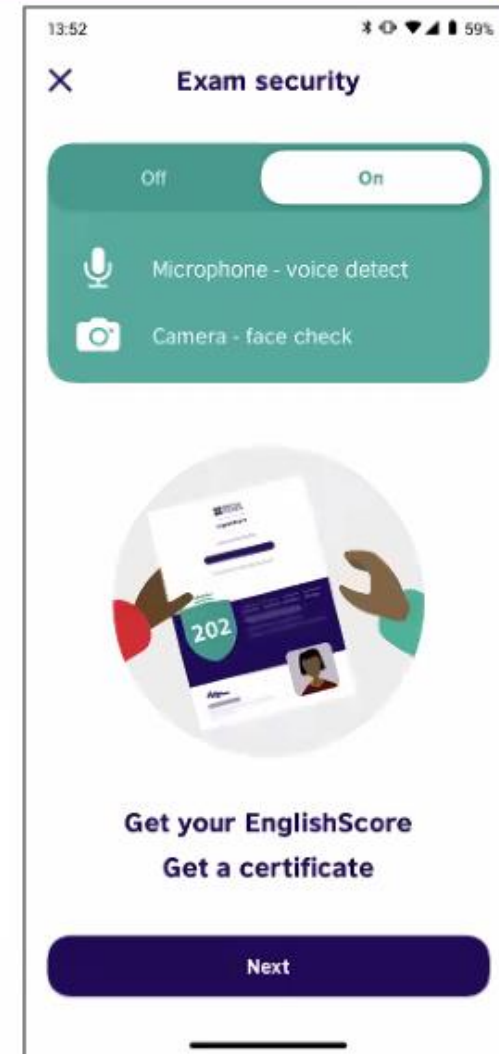
PRACTICE MODE

- Camera **off** (Andriod) (ปิดกล้องก็ได้)
- Microphone **off** (Andriod) (ปิดเสียงก็ได้)
- Scores **not** recorded with the uni
- **No** certificate (คะแนนไม่ถูกบันทึกกับมหาวิทยาลัย จึงออก Certificate ไม่ได้)



EXAM MODE

- Camera **on** (ต้องเปิดกล้องตลอด)
- Microphone **on** (ต้องเปิดเสียงตลอด)
- Scores recorded with the uni + CONNECT CODE
- Certificate **issued** (คะแนนถูกบันทึกกับมหาวิทยาลัย ผ่าน Connect Code จึงออก Certificate ได้)



AI Proctoring (การตรวจจับโดย AI หรือปัญญาประดิษฐ์)

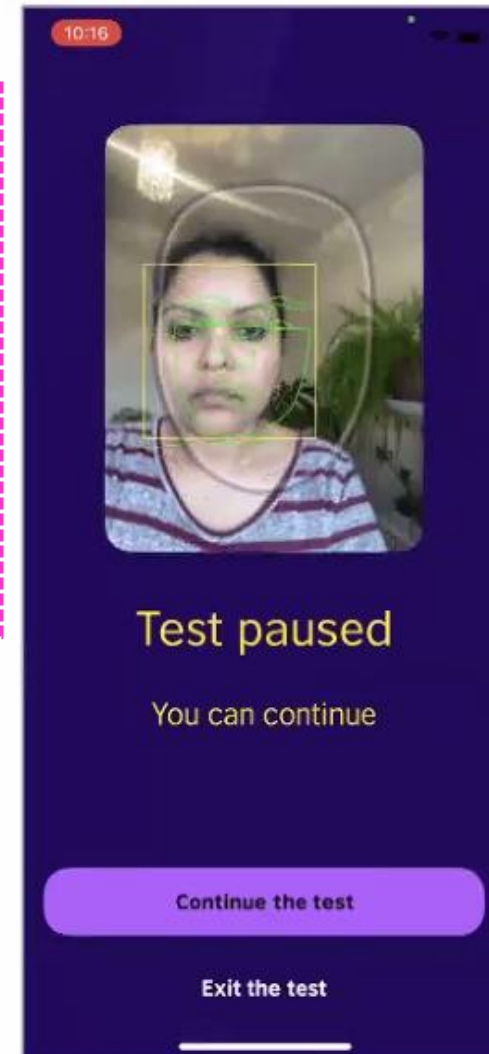
Five types of violation detected in real-time:

- Face not visible
- Face partially visible
- Face looking away
- More than one face detected
- Face too small

Designed to encourage test takers to keep their faces clearly visible at all times.

5 สิ่งที่ AI จะตรวจจับขณะสอบ:

- หน้าไม่ชัด/ไม่เห็น
- เห็นหน้าบางส่วน (ไม่เต็ม)
- หน้ามองไปทางอื่น
- มีมากกว่า 1 หน้า (มีคนอื่นอยู่ด้วย)
- หน้าเล็กเกินไป



Recap (สรุป)

Before taking the test, make sure you are under these conditions:

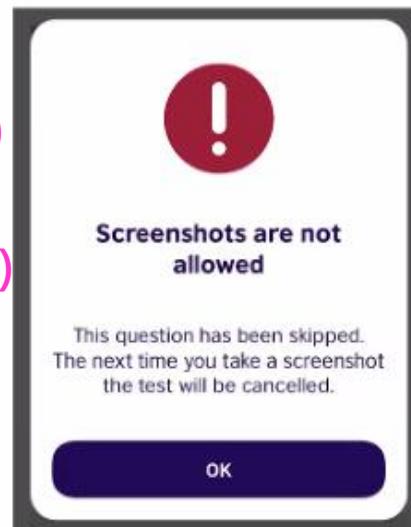
(ข้อแนะนำก่อนสอบ:)

- Blank background (พื้นหลังควรงว่าง/โล่ง)
- Good lighting (สถานที่ที่มีแสงเพียงพอ/สว่าง)
- Quiet environment (สถานที่เงียบ)
- Good internet connection (เน็ตเสถียร/แรง)
- Fully charged device (มือถือแบตเตอรี่เต็ม)
- Being alone (อยู่คนเดียว)

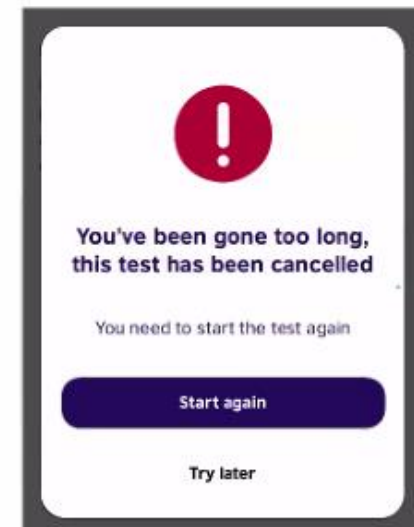
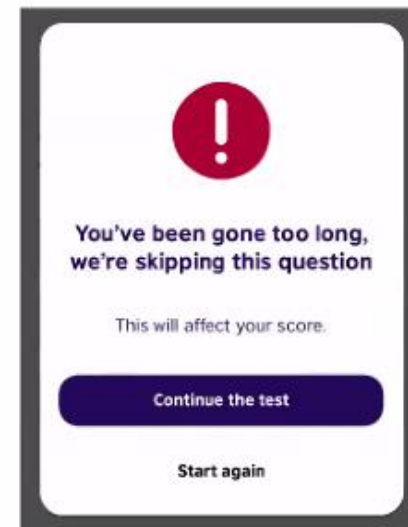
(กลองมือถือและเสียงทำงาน)

- Testing your camera and microphone
- Practice first! (ควรฝึกทำก่อน)
- Use the provided CONNECT CODE (ใช้ Connect Code ที่ให้)

(Crop หน้าจอไม่ได้)



(อย่าละการสอบไว้นานเกิน 2 นาที
มิเช่นนั้น จะถูกยกเลิก)



Recap (สรุป)

ข้อแนะนำก่อนสอบ: (ต่อ)

- เบ็ดหลุด เสียสิทธิ์การสอบ ต้องสอบใหม่ ดังนั้น ต้องมั่นใจก่อนสอบว่า เบ็ดดีและเสถียร
- ถ้ามีสายโทรเข้ามา อย่ารับ ควรจัดสรรเวลาในการสอบที่จะไม่มีสิ่งรบกวนใดๆ
- ถ้ามีเสียงรูดเข้ามาจากภายนอก จะมีการแจ้งเตือน 'No talking around'
- การหยุดชั่วคราว (Pause) จะถูกนับรวมในระยะเวลาการสอบด้วย
- พยายามได้ 4 ครั้ง เพื่อออก Certificate ที่แสดงผลคะแนนสูงสุดที่ทำได้

Your Connect Code (ตัวอย่างการให้ Connect Code)

Connect Code for Law Students

TH-NCU-LAW

The code is

- Used for the EnglishScore mobile application
- Valid from **22 May 23 (9.00 am)** to **28 May 23 (18.00 pm)**
- Mandatory to enter before starting the real test in order to get a certificate

Remember:

- Practice first
- 4 attempts/connect code
- 2 times in 24 hours and 10 times in 28 days maximum
- Do the test alone in a quiet environment

For more tips and support

- Watch our Test Guide videos
(ดูวิดีโอแนะนำการสอบได้)

- Test Guide FAQs



- Visit the EnglishScore blog
www.englishscore.com/blog
- Follow us on social media

